
	Class No.	Round 1. ADC	Round 2. DID NOT TAKE PLACE	Round 3. LMC	Round 4. UAC	Round 5. EMC	Round 6. OMC	Round 7. CDMC	Round 8. DMC	Round 9. CDMC	Round 10. ADC	GROSS TOTAL	Dropped Score 1	Dropped Score 2	Dropped Score 3	NET TOTAL	CLASS POSITION
	A3	10		10	10							30				30	1
	A2	9		9	9							27				27	2
	A4	8		0	0							8				8	3
	B1	10		0	0							10				10	1
	C4	0		10	0							10				10	1
	C6	0		9	0							9				9	2
	D2	10		10	10							30				30	1
	D5	9		9	9							27				27	2
	D3	8		7	8							23				23	3
	D10	0		8	0							8				8	4
	D11	0		6	0							6				6	5
	D1	0		0	0							0				0	6
	D12	7		0	0							7				7	7
	D6	0		4	0							4				4	8
	D4	0		5	0							5				5	9


\$ = Tie resolved on basis of "higher dropped score". £ = Tie resolved on "higher score first" basis.


	Class No.	Round 1. ADC	Round 2. DID NOT TAKE PLACE	Round 3. LMC	Round 4. UAC	Round 5. EMC	Round 6. OMC	Round 7. CDMC	Round 8. DMC	Round 9. CDMC	Round 10. ADC	GROSS TOTAL	Dropped Score 1	Dropped Score 2	Dropped Score 3	NET TOTAL	OVERALL POSITION
Lawrence Baird	D2	28		29	30							87				87	1
Jimmy Dougan	A3	30		27	28							85				85	2
James Mansfield	D5	26		28	29							83				83	3
Ian McCann	A2	29		26	27							82				82	4
Derek Harrison	D3	24		24	26							74				74	5
Ben McKee	C4	0		30	0							30				30	6
Gordon Buckley	B1	27		0	0							27				27	7
Taylor Gribbon	A4	25		0	0							25				25	8
Aaron Kennedy	D10	0		25	0							25				25	9
Matthew Simpson	D12	23		0	0							23				23	10
Paul Magill	D11	0		23	0							23				23	11
Nathan Mann	C6	0		22	0							22				22	12
Ryan Catterson	D6	0		20	0							20				20	13
Roger Gordon	D1	0		0	0							0				0	14
Ian Lowry	D4	0		21	0							21				21	15

\$ = Tie resolved on basis of "higher dropped score". £ = Tie resolved on "higher score first" basis.

McMILLAN SPECIALIST CARS	Class No.	Round 1. ADC	Round 2. DID NOT TAKE PLACE	Round 3. LMC	Round 4. UAC	Round 5. EMC	Round 6. OMC	Round 7. CDMC	Round 8. DMC	Round 9. CDMC	Round 10. ADC	GROSS TOTAL	Dropped Score 1	Dropped Score 2	Dropped Score 3	NET TOTAL	CLASS POSITION
DRIVER																	
Jordan Burns	A6	9		10	9							28				28	1
Adam McMullan	A1	10		9	8							27				27	2
Robert Robinson	A7	0		0	10							10				10	3
Ken Irwin	A4	0		0	0							0				0	4
Gordon Clendinning	B1	0		10	10							20				20	1
Robert Robinson	C1	9		10	0							19				19	1
Robert Dickson	C2	10		0	0							10				10	2
Ashley Lamont	D2	10		10	0							20				20	1
Gareth Dillon	D1	0		0	0							0				0	2

\$ = Tie resolved on basis of "higher dropped score". £ = Tie resolved on "higher score first" basis.

	Class No.	Round 1. ADC	Round 2. DID NOT TAKE PLACE	Round 3. LMC	Round 4. UAC	Round 5. EMC	Round 6. OMC	Round 7. CDMC	Round 8. DMC	Round 9. CDMC	Round 10. ADC	GROSS TOTAL	Dropped Score 1	Dropped Score 2	Dropped Score 3	NET TOTAL	OVERALL POSITION
	A6	27		30	28							85				85	1
	A1	28		29	27							84				84	2
	C1/A7	26		27	30							83				83	3
	D2	30		28	0							58				58	4
	B1	0		26	29							55				55	5
	C2	29		0	0							29				29	6
	A4	0		0	0							0				0	7
	D1	0		0	0							0				0	8
\$ = Tie resolved on basis of "higher dropped score". £ = Tie resolved on "higher score first" basis.																	

	Class No.	Round 1.	Round 2.	Round 3.	Round 4.	Round 5.	Round 6.	Round 7.	Round 8.	Round 9.	Round 10.	GROSS TOTAL	Dropped Score 1	Dropped Score 2	Dropped Score 3	NET TOTAL	CLASS POSITION
		ADC	DID NOT TAKE PLACE	LMC	UAC	EMC	OMC	CDMC	DMC	CDMC	ADC						
DRIVER																	
Adam Ferguson	P3	10		10	10							30				30	1
Andrew Molyneaux Jnr.	P2	0		9	0							9				9	2
Andrew Molyneaux Snr.	P1	0		8	0							8				8	3
\$ = Tie resolved on basis of "higher dropped score". £ = Tie resolved on "higher score first" basis.																	